

# NKS PRESET LIBRARY : IK MULTIMEDIA SAMPLETANK 4

## *For Complete Kontrol / Maschine*



[freelancesoundlabs.com](http://freelancesoundlabs.com)

12 July 2023

### Intro

Welcome to the IK Multimedia SampleTank 4 NKS Library for the Native Instruments Complete Kontrol / Maschine software and hardware. This library offers full browsing and loading of all content available up to the Total Studio 3.5 bundle for SampleTank 4 with factory content options available for SampleTank 4 and SampleTank 4 MAX (Sampletank SE/CE not available). All content is fully tagged and includes custom preview samples for each preset.

It should be noted this is a MASSIVE library of content and also requires a large amount of disk space for the library files. Approx 10GB for the main factory content and up to 22GB for the entire Bundle. You need to be running the latest version of SampleTank 4 and Complete Kontrol / Maschine

### Compatibility / Requirements

- Supports Complete Kontrol 2.9+ / Maschine 2.17+
- Supports Maschine MK2/MK3/Studio/M+
- Supports All Complete Kontrol Keyboards
- **Supports VST3 ONLY**
- Supports PC / Mac
- Requires upto 22GB of space for the full unzipped NKS library
- [IK Multimedia SampleTank 4 Required](#)

**This is NKS compatibility files only. This will not work without the actual VST/Library being installed**

### Download

A free version is available that contains a handful of presets for you to test with.

The full version is available for purchase with an immediate download.



## SampleTank 4 Factory Content

There are 2 core factory libraries available depending on which version of SampleTank you have. SampleTank 4 is the “standard” version that includes all ST3 factory content plus a selection of ST4 content. SampleTank 4 MAX includes all content from the standard version plus an additional 1000+ ST4 instrument presets.

**Sampletank 4 = 4017 Sampletank 3 Presets + 1460 SampleTank 4 Presets**

**Sampletank 4 MAX = 4017 Sampletank 3 Presets + 2694 SampleTank 4 Presets**

## SampleTank 4 Expansion Content

The SampleTank Expansion Content library option contains content available for the SampleTank 4 Total Studio 3.5 Bundle which includes the following expansion content including 5660 Presets

*Electronika Chillout*

*Electronika Deep House*

*Electronika Drum 'n' Bass*

*Electronika Hardcore*

*Electronika Indie Dance*

*Electronika Minimal*

*Electronika Techno*

*Electronika Trance*

*Expansion Alan Parsons Pianos*

*Expansion Alternate Keys*

*Expansion American Acoustic*

*Expansion Art Deco Piano*

*Expansion Brandenburg Piano*

*Expansion Cinematic Percussion*

*Expansion Clavtube*

*Expansion Electric Grand C70P*

*Expansion Fractured Piano*

*Expansion Future Synths*

*Expansion Hitmaker - Reggaeton*

*Expansion Hitmaker - Synthwave*

*Expansion Hitmaker - Trap*

*Expansion London Grooves*

*Expansion Malletension*

*Expansion Malletopia*

*Expansion Orchestral Percussion*

*Expansion Philharmonik 1*

*Expansion Philharmonik 2*

*Expansion Philharmonik 2 CE*

*Expansion Shipwreck Piano*

*Expansion Spaceport '77*

*Expansion Stage 73 Mark V*

*Expansion Wurlly Model 120*

*Kits Billy Cobham*

*Kits Hugh Padgham Drums*

*Kits Nanotube*

*Kits Neil Peart Drums*

*Kits NRG*

*Kits Power Up*

*Kits Terry Bozzio*

*Kits The Grid*

\*NOTE: This library covers content in Total Studio 3.5. Total Studio 4 content may be released a little later.

## Syntronik Expansion Content

The Syntronik Expansion Content option contains all Syntronik instruments for SampleTank 4. You can choose to add this if you prefer using Syntronik content in SampleTank. Note that presets between Syntronik and SampleTank are the same presets, only Syntronik has more dedicated controls for each instrument while SampleTank has a macro control system instead.

The following instruments are available and include 4380+ presets

*Syntronik 99*

*Syntronik Blau*

*Syntronik Bully*

*Syntronik CATO*

*Syntronik DCO-X*

*Syntronik Galaxy*

*Syntronik GS-V*

*Syntronik Harpy 360*

*Syntronik J-60*

*Syntronik J-8*

*Syntronik KW-8000*

*Syntronik M-12*

*Syntronik M-Poly*

*Syntronik Megawave*

*Syntronik Memory-V*

*Syntronik Minimod*

*Syntronik Modulum*

*Syntronik Noir*

*Syntronik Obie One*

*Syntronik OSC-V*

*Syntronik OXa*

*Syntronik Polymorph*

*Syntronik Pro-V*

*Syntronik Pro-VS*

*Syntronik SAM*

*Syntronik SH-V*

*Syntronik Sorcerer*

*Syntronik String Box*

*Syntronik Syner-V*

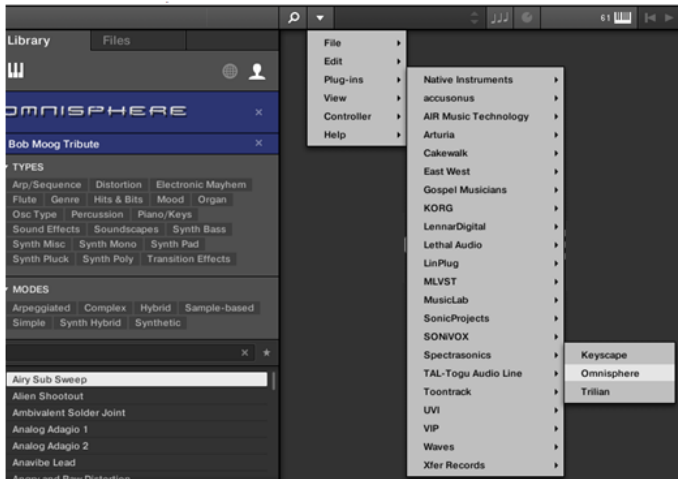
*Syntronik T-03*

*Syntronik Triptych*

*Syntronik V-80*

*Syntronik VCF3*

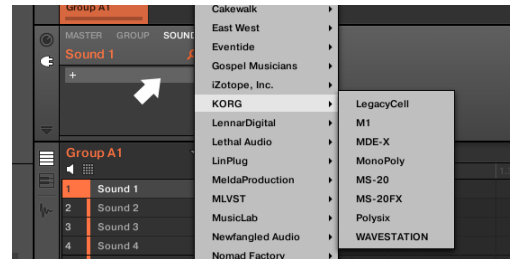
## Installation



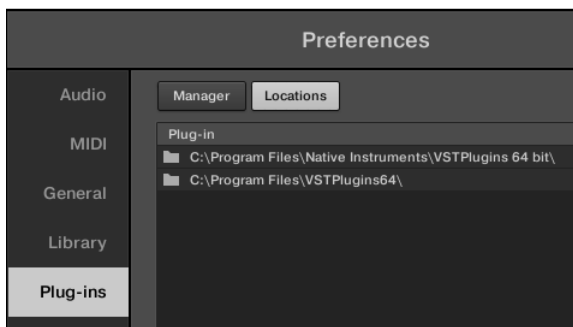
First ensure you have the VST plug-in installed and available to the software. Confirm if you need the VST2 or VST3 version.

In Complete Kontrol It should already appear in your File > Plug-ins menu.

In Maschine open the plug-in browser and check the VST is listed:



If the plug-in does not appear in these locations you need to check the VST is available at the location set within Preferences. Perform a rescan if any changes are made.

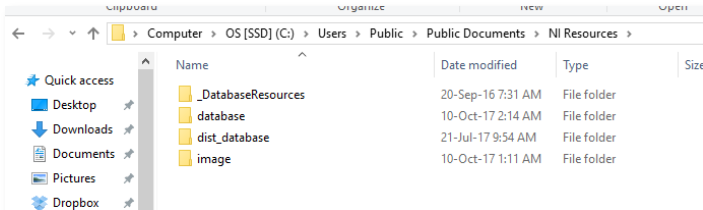


Once the plug-in is confirmed installed and working with the software, copy the preset and artwork (if included) to the following locations:

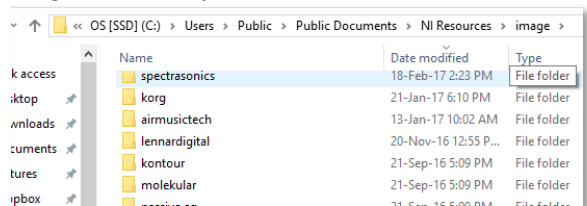
**Database Files:** Contains the browser images and database details for the Complete browser. Place the "image" and "dist\_database" folders in the following location (or copy the sub folders inside these folders if they exist):

Windows: C:\Users\Public\Public Documents\NI Resources

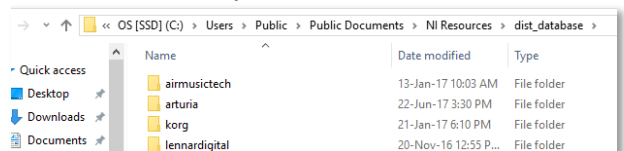
MAC: /Users/Shared/NI Resources



### Image Folder Example:



### Database Folder Example:



All User library database and image files will be held in these folders with a unique folder for each vendor/plugin.

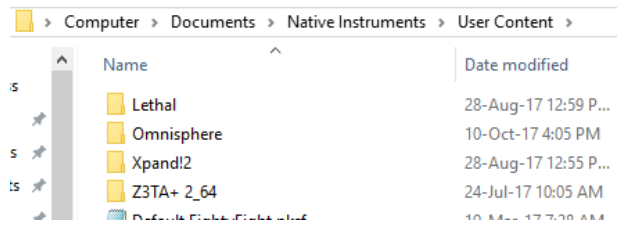
**NOTE: Be sure to copy the sub folders into the above locations. You want to add the folders with the existing folders. Mac users should be cautious NOT to “Replace” the entire image or database folder with the included ones. You must copy these folders INTO the image and database folders (Merge)**

**Preset Files:** Contains the preset files that need to be added to your user library. Copy this folder to your user library location. By default the user library is located at:

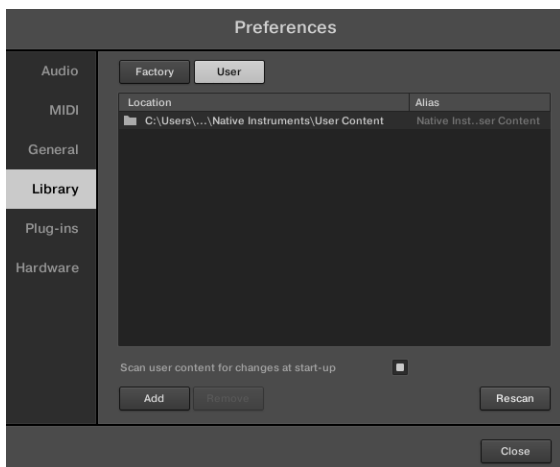
**WIN:** C:\Users\[USER]\Documents\Native Instruments\User Content

**MAC:** Users/[USER]/Documents/Native Instruments/User Content

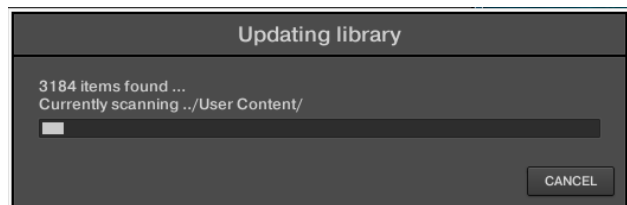
You can confirm this location within the Komplete\Maschine software Preferences > Library > User Library




**NOTE:** If you already have a previous version of this NKS library you should delete it and replace with the latest version.



After the files have been copied, launch the Komplete Kontrol in STANDALONE mode to do a library update. If the software is not set to auto-scan on start-up, open Preferences > Library then select Rescan



If everything has worked correctly you should now see the plug-in listed in the browser with an assigned category, artwork for the plug-in and the installed presets will be listed in the browser. A new installed library will create a new Bank entry.

Be sure you are looking in the **User Library**  as User created NKS files do not appear in the factory library.

### Problems?

If artwork is not displayed or the categories are not created there may be differences in how your VST plug-in is labelled compared to the database files. For all issues please visit the [Forum Thread](#)

### Installation Video PC:

<https://www.youtube.com/watch?v=d1XnEDdMu0s>

### Installation Video Mac:

[https://www.youtube.com/watch?v=amzq\\_T5kc90](https://www.youtube.com/watch?v=amzq_T5kc90)

## The Preset Browser

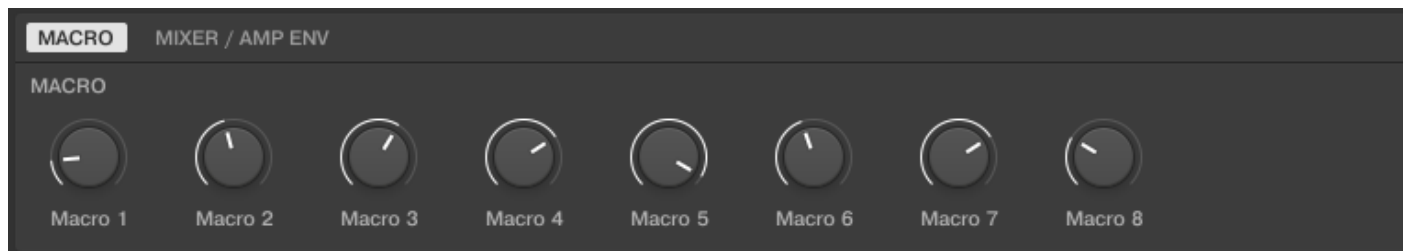


Presets are accessed by selecting the **User library** icon at the top of the browser .

Selecting a preset from the list will open the plug-in and automatically load the preset. You can then use the mapped controls to start tweaking the sounds.

Banks list each of the additional libraries/instruments in SampleTank to select for extra filtering and tagging is carried over from the tagging available in SampleTank to NKS formatted tags.

## Controller Mappings



The main macro controls have been mapped along with volume, pan and amp envelope. Most presets use the 8 macros for controlling the entire sound so control has been kept simple for this one for a reason....

SampleTank has a frustrating issue where any controls you wish to automate in a DAW (or map with NKS) has to be enabled for "Host Automation" but each time you change a preset this mapping is reset and has to be done again. I have managed to find a way to remap this when exporting presets to NKS but this is a complex and slow process so I have included just the main sound controls for presets.

It may be possible in future to add additional controls and also to rename the Macro controls with the actual macro control names but this is time consuming to do, even when automated and will only be done if there is enough interest in this library. For now this is how works.

## Controller Reference

Controller Page: [1]=====

Control 1	(ID: 48)	:	Macro 1	[MACRO]
Control 2	(ID: 49)	:	Macro 2	
Control 3	(ID: 50)	:	Macro 3	
Control 4	(ID: 51)	:	Macro 4	
Control 5	(ID: 52)	:	Macro 5	
Control 6	(ID: 53)	:	Macro 6	
Control 7	(ID: 54)	:	Macro 7	
Control 8	(ID: 55)	:	Macro 8	

Controller Page: [2]=====

Control 1	(ID: 56)	:	Volume	[MIXER]
Control 2	(ID: 57)	:	Pan	
Control 3	(ID: 1567)	:	Attack	[AMP ENV]
Control 4	(ID: 1568)	:	Hold	
Control 5	(ID: 1569)	:	Decay	
Control 6	(ID: 1570)	:	Sustain	
Control 7	(ID: 1571)	:	Release	
Control 8	(ID: 1572)	:	Depth	



## FAQ?

Keep up to date with the latest NKS Library releases, updates and improvements

[Subscribe to our Monthly newsletter](#)

### Can these presets be added to the Factory Library?

Yes they can. There are a couple of files that need to be created which are specific to your install locations. There are instructions on how to do this [Here](#)

### Which Native Instruments Keyboard/Maschine hardware does this work with?

The NKS libraries will work with ANY Complete Keyboard or Maschine Hardware

### I'm not hearing any sound previews?

Check your preview volume is up in the Factory library and check you have a .preview folder with sound files in it. Some presets may have missing files so please report any issues with presets stating the preset name and the instrument/library.

### I've noticed some issues

If you find any issues with incorrectly saved presets, sound preview issues, incorrect tagging etc please let us know the details and we will try and fix this up as quickly as possible.

### I'm having some installation\usability issues

If you are having issues with installing and using the preset library, check out the [Forum Thread](#) to ask other users who may have some solutions. Also, check above for installation videos. Feel free to contact us if you still have issues.

### Images are not displaying for the libraries!

This is normally down to the installation of the database/image folders not being correct. In some cases the plugin name could be different. If you cannot resolve your issue feel free to contact us (links below).

### Can I get other VSTs or preset library's created as NKS?

I can only create presets for instruments I own or have a copy of. I am always on the lookout for new VST instruments at good prices so may do more down the track. If you are able to offer me a legal copy of a VST or can transfer me the library I can have a look if it is possible to make NKS compatible. If you are a plugin developere it may also be possible to add NKS compatibility for official factory inclusion. Feel free to contact me.

## Contact \ Links

Website: [freelancesoundlabs.com](http://freelancesoundlabs.com)  
Email: [admin@freelancesoundlabs.com](mailto:admin@freelancesoundlabs.com)  
Old Forum: [\[Release\] 3<sup>rd</sup> Party NKS Preset Pack for Complete Kontrol](#)  
New Forum: [Freelance Soundlabs 3rd Party NKS Libraries for Complete Kontrol / Maschine](#)  
Facebook Page: <https://www.facebook.com/freelancesoundlabs/>  
Youtube: <https://www.youtube.com/user/jestermgee>

### Disclaimer / Legal

All product and company names are trademarks™ or registered® trademarks of their respective holders. We do not imply any affiliation or association with any of the companies and reference is in "fair use" terms. "Komplete Kontrol" and "Maschine" are trademarks or registered trademarks of Native Instruments®. VST is a registered trademark of Steinberg Some trademark references may appear in this document belonging to others with no association with Freelance Soundlabs, including references which may not display the ® symbol. All references to other trademarks belonging to third parties that appear in this document shall be understood to refer to those registered trademark owned by others.

No guarentee is offered that the included library will work in all cases. A test version can be downloaded before purchase as refunds are not offered for incompatibility, change of mind or any other reason. Because of the nature of the product refunds are not possible but assistance is available before purchase to best ensure things wll work for you.

**Users are not authorised to share, distribute or host the files in this download with anyone else without the consent of Freelance SoundLabs. A lot of work goes into managing this project, hosting the files and writing documentation and I am also an active forum member helping out users. Income from these libraries helps to develop further libraries and support users. We actively check these libraries are not being distributed and each users download contains a hidden fingerprint which will result in your account being closed if files linked to your account are found available for download elsewhere so please do not distribute with others.**



NKS Library: IK Multimedia Sampletank 4  
Changelog

v3.0.0 (11 July 2023 Jan 2023)

- Initial library version