

ABLETON PUSH SYLENTH PATCH BROWSER V1.1



Created by Freelancesoundlabs.com

June 26 2016

Intro

Welcome to the Syenth1 Patch Browser Bridge for the Ableton Push/Push 2 and Ableton Live 9.

This preset pack allows you to browse the presets within Syenth1 directly from your Push 1/2 controller or the Live library. Each preset is mapped with most of the common controls you will need as logically as possible. Additionally, each preset rack contains a pre-loaded EQ8 and Glue compressor (in an off state) ready for tuning your sound.

Compatibility

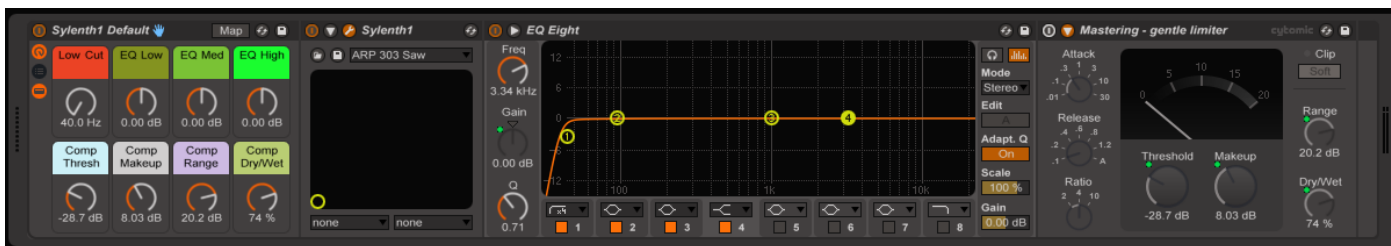
- Ableton Live 9+
- Push 1/2 Supported
- 32/64 Bit Support
- VST Only (does not work with AU plugin)
- PC/MAC
- Syenth1 required

Free vs Full Version

The free version of the preset pack contains the first 2 factory preset bank to allow you to test drive how it will work for you.

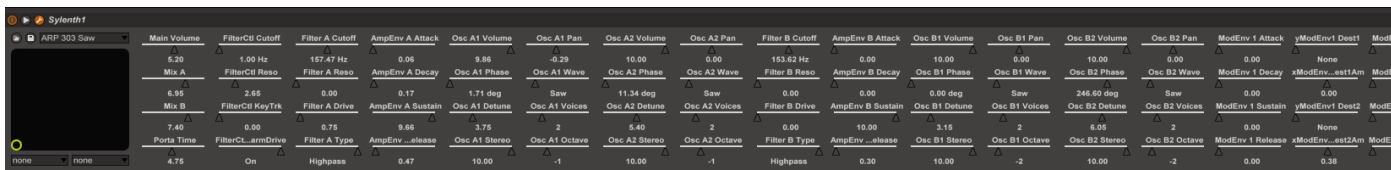
Updated: The full version now contains 6 factory banks (2047 presets) plus an additional 2783 bonus preset files from various additional banks for a total of over 5000+ presets.

The Racks



Presets are saved as an Ableton Instrument Rack with each rack having the same setup. Each preset rack contains an EQ8 and Glue compressor on the output to assist in shaping your sound straight away. The Glue is off but ready for action while the EQ8 is set on with a low cut at 40Hz.

The Macro knobs are mapped to basic EQ and compressor functions

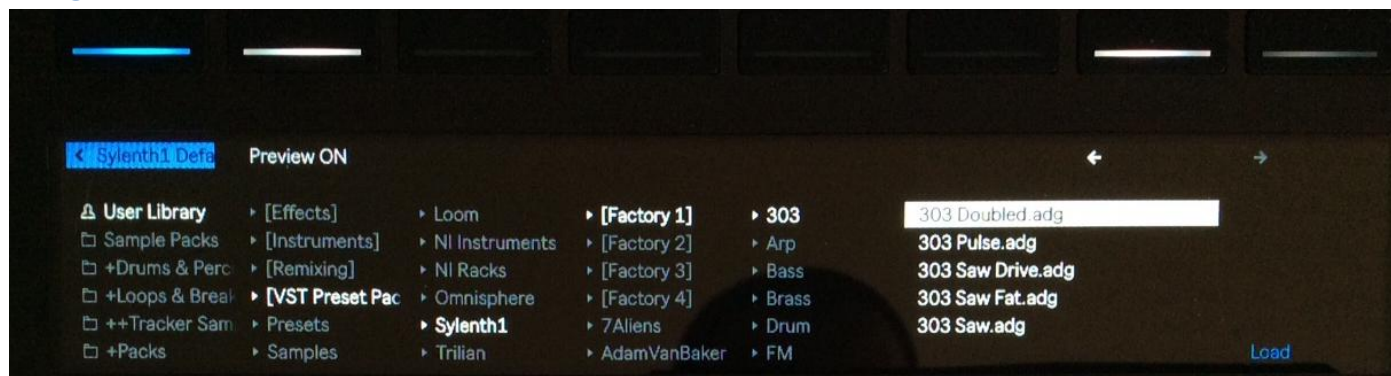


Within the Sylenth VST device are 100 mapped controls grouped as logically as possible by pages in Push. You can page through banks of 8 controls on both Push 1 and 2.

Installation

To install the preset pack simply unzip and copy the folder to your Live User Library folder or wherever you would like to access them from. Files are in ".adg" file format. The User library is recommended as it is listed at the top of the Push browser allowing quick access.

Using Push to Browse



Browsing should be straight forward. Just press the BROWSE or ADD TRACK button to open the Push browser. Browser to User Library (or the location you placed the preset pack) and simply navigate the folder structure to locate a preset then select the Load option.

FINAL WORDS

Visit the website: <http://freelancesoundlabs.com>

View all downloads & presets : [Here](#)

Contact Me: admin@freelancesoundlabs.com

Facebook: [Freelance Soundlabs](#)

Presets were created using Live 9.2+. Both Sylenth and Live are registered copies and both are running in 64bit mode though it should work on 32bit versions too.

The files were created on a Windows 10 64bit System

Script to wrap presets was programmed using AutoITv3 .

Disclaimer

This package is not to be re-distributed. Each download incorporates an encrypted serial within one of the preset files which is unique to your account. If it is discovered that this package is available from any other online sources and it contains a serial inked to your account, the account will be shut down along with any purchases you have made so be sure not to distribute this file.

Changelog

26 Jun 2017 – v1.1

- Updated readme file
- Added Factory Banks 5 + 6 from Sylenth v3 update
- Added additional 3rd party banks

31 Jan 2016 – v1.0

– Initial Copy

Problems \ Questions?

Missing Presets \ Tags: Though the scripting process works well, nothing is ever perfect. You may notice the occasional preset missing or some tags that are not set or possibly some issues around some of the tag categories. If you happen to notice anything that needs fixing just let me know and I will get it fixed up. Donors will receive free updates to the preset packs when these are pushed to the site so worth the time to report if it's something major.

Installation Issues: If you are having issues with installing and using the presets, check out the [Push Forums](#) for a thread. It should be pretty straight forward following the instructions provided but if all else fails you can contact me via my website.

Donation Sent But Haven't Received Download: I don't have an automated cart based system in place to handle "purchases" so have to manually activate downloads. While I try and do this same day there may be the odd delays with Life getting in the way but rest assured I will certainly get it done. You must make sure you [Register](#) on my site to allow you access to the downloads. This will ensure you are able to download these again in the future and also access updates should they be released. If you have not received contact from me in 24/48 hours after donation or do not see a "donor download" area in the downloads section when you are logged in just [contact me](#)

I Would Like Other Presets created: I can only create presets for instruments I own (I do not use illegal software). I am always on the lookout for new VST instruments at good prices so may do more down the track. I have been asked a few times if I could share my script and I may do that down the track but the script is far from plug-&-play and requires some knowledge of scripting and I simply don't have the time to assist and support users.